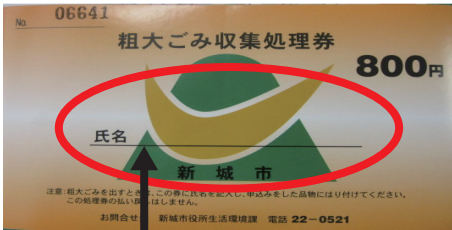


How to apply for door-to-door collection of bulky waste

- ①Please come to the Living Environment Division or call to apply. (Phone: 23-7629)
※We do not accept applications on Saturdays, Sundays, and holidays.
- ②As a rule, the collection date is the Wednesday following the date of application.
- ③After applying, please purchase a "Bulky waste collection and disposal ticket (800 yen ticket)" at the designated sales location.
※The number of tickets to be purchased will be provided at the time of application.
- ④Please write your name on the disposal ticket with an oil-based pen, etc., affix it to your bulky waste, and take it outside your house on the collection day.



Fill in your name here

●Designated locations where bulky waste collection and disposal tickets are sold

Piago Shinshiro Store (Miyanoushiro)	A-Corp Shinshiro Store (Hirai)	Aichi Higashi Noukyou Houraiji Branch (Kroze)
Valor Shinshiro Store (Noda)	Aichi Higashi Noukyou Hourai Einou Center (Nagashino)	Aichi Higashi Noukyou Tsukude Einou Center (Tsukude Takasato)
Green farm Shinshiro (Toyosaka)	Aichi Higashi Noukyou Ohno Branch (Ohno)	Shinshiro Clean Center (Hiyoshi)

Q&A on how to separate and dispose of resources and garbage

Q1. Can I dispose of appliances that contain Freon gas as oversize garbage?

A1. Some household appliances, such as dehumidifiers and chillers, use CFC gas as a refrigerant. Since the city cannot dispose of these items with CFC gas still in them, please ask a specialized company to **remove the CFC gas before disposing** of them as oversize garbage. Please contact the Living Environment Division for more detailed information on disposal methods.

Q2. How should I dispose of videotapes and cassette tapes?

A2. Videotapes and cassette tapes are classified as noncombustible "burying materials" and cases are classified as "hard plastic," but they are collected separately in a blue basket when put out for local resource collection.

Q3. Can wooden furniture be sent to a clean center if it is disassembled?

A3. Wooden furniture with nonflammable materials such as nails, screws, glass, etc. attached to it, or wood that is more than 5 cm thick cannot be disposed of at the Clean Center, so please dispose of wooden furniture at the bulky waste acceptance site.

Q4. How do I dispose of small rechargeable or button cell batteries?

A4. When collected at resource collection sites, please separate them as "hazardous materials. Small rechargeable batteries (lithium-ion batteries, etc.) and button batteries **must be insulated with vinyl tape, etc.**, as they may cause a fire. They can also be sent to retailers that have collection boxes.

Q5. Can TVs and washing machines be put out as resources if they are disassembled?

A5. It is not possible. Specified household appliances such as TVs, air conditioners, washing machines, and refrigerators are required by law to be recycled by the manufacturer. These products subject to the Home Appliance Recycling Law **must not be disassembled** and must be disposed of in an appropriate manner. For disposal methods, please refer to "Disposal Methods for Products Subject to the Home Appliance Recycling Law" on the reverse side of this page.



Shinshiro city

Part 2

A Guide to Separating Resources and Garbage from Households

- Please use this booklet with the separate "Guide to Separation of Resources and Garbage Part 1" and "Collection Calendar".
- If you do not know how to separate garbage, please contact the Living Environment Division or check the "Garbage Separation Book" on the city website or the garbage separation application "San'a-ru".

Garbage Separation Book Link (City Website)



Garbage sorting application "San-arū"



You can check information on resources and garbage.
You can also search by sorting.
Scan the QR code on the left to download the file to your smartphone or tablet device.

Cautions for Garbage Disposal

- Please do not dispose of combustible garbage at other district collection points or resource collection sites.
- "Business garbage" from farms, stores, restaurants, companies, and other business establishments cannot be disposed of at combustible waste collection sites or resource collection sites.
- For information on how to dispose of commercial waste, please visit the city website.

From the QR code on the right



Please come to the Clean Center reception desk when you bring in your garbage.

Shinshiro City Clean Center	Resource accumulation center (adjacent to the Clean Center)	Bulky waste acceptance location (adjacent to the Clean Center)
Combustible and bulky waste (combustible only)	Resources and small amounts of noncombustible waste	Oversize garbage and large amounts of noncombustible garbage
Monday - Friday: 9:00 a.m. - 5:00 p.m. Saturday: 9:00 a.m. to noon ※Closed on Sundays and national holidays, fee required	Monday - Friday: 9:00 a.m. - 5:00 p.m. Saturday: 9:00 a.m. to noon ※Closed on Sundays and national holidays	Tuesday - Thursday, 4th Sunday of each month: 9:00 a.m. - 3:30 p.m. ※Closed Tuesdays through Thursdays for holidays; fee required

【For inquiries about resources and garbage, please contact】
Living Environment Division, Department of Citizen Cooperation, Shinshiro City (in Shinshiro City Clean Center)
Phone:(0536)23-7629「or 22-0521」 FAX:(0536)22-0554 E-mail:kankyou@city.shinshiro.lg.jp

Points on how to separate difficult-to-judge resources and garbage

What can and cannot be used as a resource


Clothing Cloth	What can be used as a resource	Things that cannot be turned into resources
	Suits, Trousers, Workwear, Uniforms, Coats, Sweaters, Jackets, T-shirts, Sheets, Towels, Bedding covers, Blankets (not quilted), Kimonos (excluding obi), etc. ➡The object is "items that can be handed over to others as they are."	Futon, Zabuton, KOTATSU Futon, Carpet, Floor mat, Entrance Mat, Toilet mat, Toilet seat cover, Gloves, Belt, Socks, Underwear, Handkerchief, Items used for pets (e.g., pet clothing), Furoshiki, cloth with personal name embroidered on it (e.g., gym clothes), Business uniforms and work clothes, Heated and fanned clothing, etc.
hard plastic	What can be used as a resource	Things that cannot be turned into resources
	Cassette tape case, CD case, Wash basin, Bucket, Plastic toys (those that run on batteries or power sources should be placed in the "small household appliances" category), Plastic containers (e.g., shampoo and detergent bottles), Airtight container with lid (Tupperware, etc.)	Bags of candy, Cup noodle containers, Tubes containing mayonnaise and other food products, Plastic bottles that cannot be cleaned, plastic wrap, etc. ➡Go to "Burnable Garbage" PVC products (water pipes, gutters, etc.) Polycarbonate products (CDs, DVDs, sunglasses, lenses of glasses, etc.), Planters with soil, etc. ➡ "What to Bury"
Papers	What can be used as a resource	Things that cannot be turned into resources
	Candy and tissue boxes, Paper bags, Wrapping paper, Envelopes, Notepaper, Magazines, Books, Copy paper, Brochures, Paper files (remove plastic or metal parts), Postcards, Flyers, toilet paper cores, calendars, etc.	Smelly paper (detergent, soap boxes, etc.), Paper cups, Paper plates, Crimp postcards, Tag Postit, Photocopy paper, Delivery slips, Receipts, Stickers, Food and grease stained paper, Photos, Albums, etc.

Approximate size

The standard size of "metals," "hard plastics," and "noncombustible garbage" that can be disposed of at local resource collection sites and resource collection centers is **30 cm or less at the longest side, and 100 cm or less in length for elongated items (5 cm or less in diameter)**. Items exceeding these size guidelines will be considered **oversize garbage (for which a fee will be charged)**.

Amount of noncombustible waste that can be delivered to the resource collection center

Small amounts of **noncombustible waste** may be disposed of at resource collection centers. A small amount is about **one shopping basket** (refer to the photo on the right).
 ※However, The standard size is **30 cm or less on the longest side and 100 cm or less on the longest side for elongated items (5 cm or less in diameter)**.
 If you are disposing of a large amount of noncombustible garbage (more than a shopping basket's worth), please bring it to the oversize garbage collection point. **(Fee required.)**



Disposal of Products Subject to the Home Appliance Recycling Law

For inquiries about processing methods, please contact

Home Appliance Recycling Ticket Center (Tel:0120-319640)

Home Appliance Recycling Ticket Center Home Page

You can check processing fees and other information.



A map of designated pick-up locations and their operating days can be found here.



Pick-up location designated by the manufacturer in the vicinity.

For inquiries about home appliance recycling, please contact the Home Appliance Recycling Ticket Center.

No prior notice is required.

Nittsu Higashi Aichi Transportation Co. Head Office	85-1 Shiroshita Ushikubo-cho, Toyokawa city	Phone:0533-85-7890
Okayama Prefecture Transportation Co. Toyokawa Branchi	10 Ichimichi Shinoda-Cho, Toyokawa City	Phone:0533-93-6535
Tohei Co. Okazaki Branch	16-1 Aza Tateishi Oohira-cho Okazaki city	Phone:0564-65-5181
Nittsu Mikawa Transporation Co. Okazaki Branch	107 Nishiueno Oohira-cho, Okazaki city	Phone:0564-22-8655

How to purchase a home appliance recycling ticket

Identify the **model number and manufacturer** of the product you wish to dispose of.

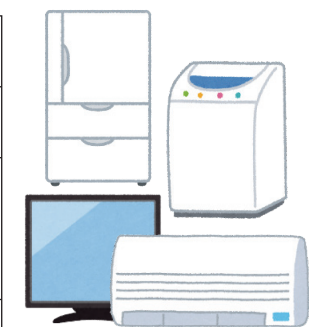
Go to the nearest **post office** and tell them the **model number and manufacturer**.

Pay the fee and have a home appliance recycling ticket issued.

Approximate fees.

※The amounts below are only a guide. Detailed fees can be found on the website of the Home Appliance Recycling Ticket Center (accessible via the QR code above).
 ※If you request disposal at the Living Environment Division, you will need a bulky waste collection and disposal ticket.

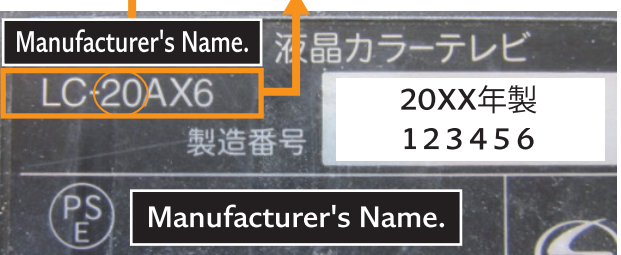
Name of product, standard, etc.	Home appliance recycling ticket (recycling fee)	Bulky waste collection and disposal ticket (collection and transportation fee)	Excluded Products
Air conditioners (including outdoor units)	2,000円	2,000円	Ceiling-mounted air conditioners Chillers and dehumidifiers
Television	15 inches or smaller: 3,352円 16 inches or larger: 3,700円	2,000円	projection television Portable LCD TV
Washing machine Clothes dryer	3,300円	2,000円	dehydrator
Refrigerator Freezer	170 L or less: 5,599円 171 L or more: 6,149円	3,000円	Showcases for stores Chillers and ice machines cold storage for rice



Commercial refrigerators cannot be processed by the city. Please consult your dealer or agent.

How to check the model number (example)

• Television ①Check the name of the manufacturer
 ②Check the type number. 2-digit number indicates the size (inches).



• Refrigerator ①Check manufacturer's name
 ②Confirmation of internal volume

