


## Non-burnable garbage (items not to be burned)

- ◆ Please separate and dispose them on the district's resource collection day once a month.  
※ If it is a small amount (equivalent to one shopping basket), you can bring it to the resource collection center by yourself.  
for guidelines for small quantities, please refer to the separate "Resource and Garbage Separation Guide, Part 2"
- ◆ Please check the "Collection Calendar" by district for the date, time, and location of resource collection.
- ◆ If you have a large amount of noncombustible waste, please bring it to **the oversize garbage collection point** by yourself. (Fee required)
- ◆ Items from business activities (agriculture, stores, restaurants, companies, etc.) cannot be disposed of as noncombustible trash.

## garbage to be buried

- ◆ For items that cannot be burned or turned into resources.
- ◆ The standard size is **30 cm or less at the longest side and 100 cm or less in length for elongated items (5 cm or less in diameter).**

Glassware, Ceramics




Composite products



Rubber products



Incandescent bulbs, glow tubes, LED bulbs

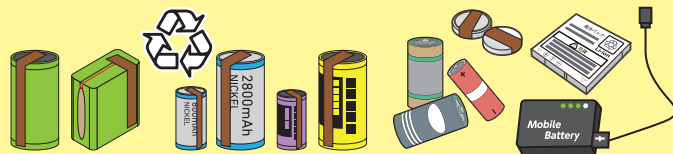


● Cut long, thin pieces (5 cm or less in diameter) into 100 cm or less.

## Hazardous items

- ◆ Please put them in the special container at the resource collection site.
- ◆ Broken fluorescent tubes and mirrors will be collected.

① Dry cell batteries, small rechargeable batteries, mobile batteries ② Fluorescent tube ③ Mirrors, thermometers



● Insulate the metal terminals of small rechargeable batteries and button batteries with vinyl tape.

● Electronic thermometers as small consumer electronics

## Oversize garbage

- ◆ Items from business activities (agriculture, stores, restaurants, companies, etc.) cannot be disposed of as bulky waste.

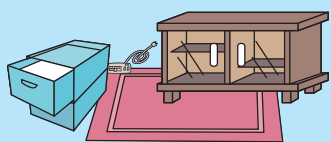
## Self carry-in (Fee required)

Oversize trash should be brought to the Oversize Trash Receiving Area on the west side of the Clean Center.


Dates and times open (Tuesdays, Wednesdays, and Thursdays, closed on national vacations and during the year-end and New Year holidays) ※ [●] Only open on the 4th Sunday of the month

The place to bring in	Mon	Tue	Wed	Thu	Fri	Sat	Sun	Open hours	Items	Fee
Bulky waste receiving location (adjacent to Clean Center)	×	○	○	○	×	×	●	9:00AM ~ 3:30PM	Oversize Noncombustible	800 yen per 100 kg per vehicle (400 yen for 50 kg or less)

Furniture




Home appliances




Other household goods



Bedding, rugs, tatami mats



Prunings, wood



● Remove fasteners and other metal objects.

## door-to-door collection

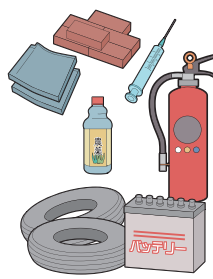
Please call the Living Environment Division at 23-7629 to apply. For detailed information on fees and other charges, please refer to the separate booklet "Separation Guide for Resources and Garbage, Part 2. Closed on Saturdays, Sundays, and holidays.

## Items that cannot be processed by the city

The following items cannot be disposed of at city facilities, even if they come from households.  
Please ask your **dealer or specialist** to dispose of these items.

Medical waste, LP gas cylinders, roof tiles, bricks, concrete, slates, fire extinguishers, plasterboard, engine oil, kerosene, tires (for cars, motorcycles, agricultural machinery), agricultural chemicals, deleterious chemicals, computers, batteries, pianos, motorcycles, fireproof safes, tiles, millstones, commercial appliances, etc.

● For other items in question, please contact the Living Environment Division.



## How to discard a computer

Ask the manufacturer to collect the product.  
Please contact each vendor directly.  
The reception desk of each vendor can be found at the PC3R Promotion Association.



Products without the recycling mark on the left (purchased before October 2003) require a recycling fee.

[Association for the Promotion of the 3Rs of Personal Computers]  
TEL 03-5282-7685  
URL <https://www.pc3r.jp>

● The main unit and display (desktop and notebook computers) are subject to recycling.



Shinshiro city

Items from business activities (agriculture, stores, restaurants, companies, etc.) cannot be disposed of at district collection points or resource collection sites.

# A Guide to Separating Resources and Garbage from Households

- Please use the separate booklet "Separation Guide for Resources and Garbage No.2" and "Collection Calendar" as well. If you do not know how to sort your garbage, please contact the Living Environment Division (23-7629) or check the city website or the garbage sorting application "San a~ru".

## Combustible garbage (burnable)

- ◆ Please put out your garbage at **the collection point in your area between sunrise and 8:30 a.m.** on the day of collection.
- ◆ Long and large items should be cut into pieces large enough **to fit into designated garbage bags (standard size is 30 cm).**  
※ The standard size is 30 cm or less at the longest side and 50 cm or less in length for long and thin items (5 cm or less in diameter).
- ◆ Designated garbage bags can be purchased at supermarkets, convenience stores, drugstores, and daily commodity stores in the city.

Kitchen waste (food scraps, etc.)



● Drain food scraps well

Plastic containers and packaging.



● Cut large ones into pieces no larger than 30 cm.

Dirty, smelly paper scraps, sanitary products, diapers



● Remove the waste and dispose of it in the toilet.



● Newspapers and magazines go to "Resources".

Dead leaves and wood chips




● Pay attention to the length and thickness.

Clothing and fabrics



● Remove metal parts (buttons, fasteners, etc.).

## Any garbage that violates the rules...



Garbage that violates the rules will have a warning sticker affixed to the garbage bag and will not be collected. It is the responsibility of the person who put out the garbage to sort it and put it out again.

## Self carry-in (Fee required)

Please bring in large amounts of combustible waste or that exceeds the size guidelines to the clean center yourself.

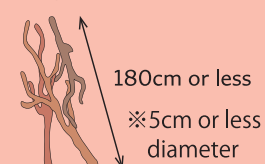
Available dates and times to bring in (closed on Sundays, national holidays, and year-end and New Year's holidays) ※ [△] Only 9:00 a.m. to noon can be brought in

The place to bring in	Mon	Tue	Wed	Thu	Fri	Sat	Sun	Time to bring in	Subject	Fee
Clean Center	○	○	○	○	○	△	×	9:00AM ~ 5:00PM	Combustible	800 yen per 100 kg per car (400 yen for 50 kg or less)

Bedding, rugs, tatami mats



Pruning branches and wood



180cm or less  
※ 5cm or less in diameter

- Tatami mats can be brought in up to 12 per week.
- Remove all metal parts such as nails and fasteners.
- The size of pruning branches that can be carried in is **less than 180 cm in length and less than 5 cm in diameter.**

## 3R

- ① Reduce waste (reduce)
- ② Repeated use (reuse)
- ③ Reclaim (Recycle)

The more each one of us is mindful of and takes care of, the less garbage we produce and the more effective use of resources we can make.

For inquiries about resources and garbage

## Shinshiro City Living Environment Section

56 Aza Toida, Hiyshi, Shinshiro city (in Clean Center)

Phone 0536-23-7629 (or 22-0521)

E-mail [kankyou@city.shinshiro.lg.jp](mailto:kankyou@city.shinshiro.lg.jp)



## M A P



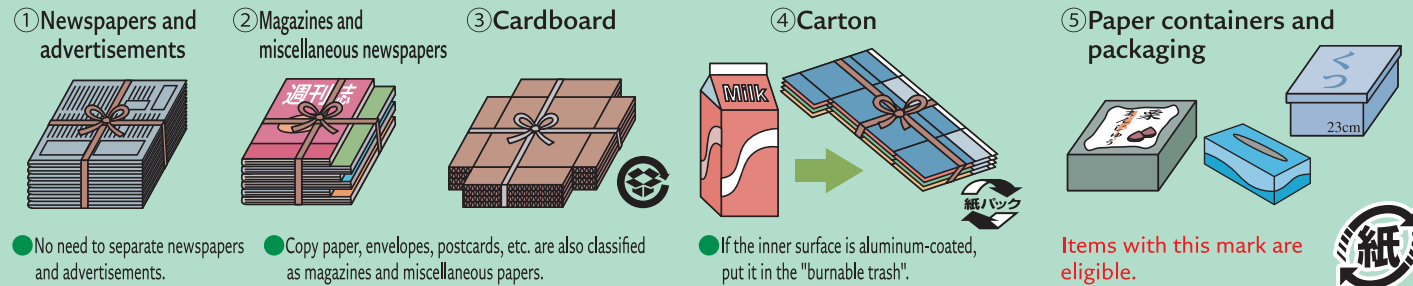


## Resources

- ◆ Please separate and dispose on the district's resource collection day once a month.
- ※ You can bring in **to resource collection center by yourself.**
- ◆ Please check the "Collection Calendar" by district for the date, time, and location of resource collection.
- ◆ **Paper generated from business activities (agriculture, stores, restaurants, companies, etc.) can be brought in to the resource accumulation center as resources.**

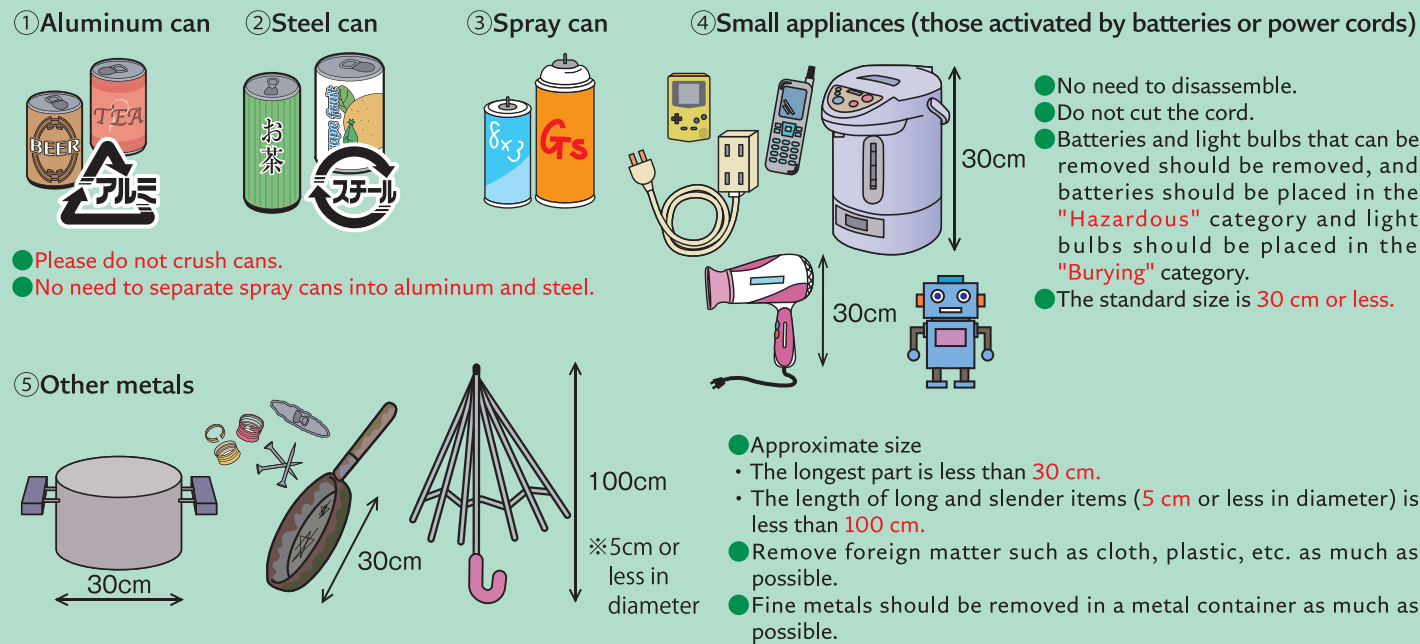
## Paper (5 categories)

- ◆ **Remove any non-paper items** such as plastic windows, adhesive tape, cloth, metal, etc. from envelopes.
- ◆ Please use **"paper string"** when binding.
- ※ **Paper string** will be reused as a resource. Do not use vinyl string, hemp string, etc.



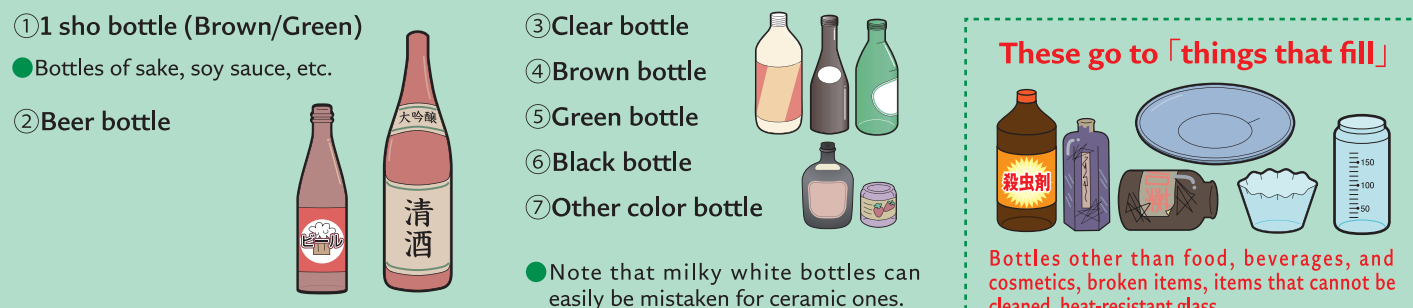
## Metals (5 categories)

- ◆ Empty the contents of aluminum and steel cans and rinse the inside clean.
- ◆ Please dispose of all metals other than cans and small home appliances in the "Other Metals" section.
- ※ **Small home appliances** are collected in dedicated collection boxes at the City Hall Main Office and Horai and Tsukude General Branches.
- ◆ Spray cans should be emptied of their contents and then put out. (No need to drill holes.)



## Bottles (7 categories)

- ◆ Bottles that contain food, beverages, and cosmetics are eligible.
- ◆ Do not remove the label, but remove the cap and rinse the inside thoroughly before dispensing.
- ※ **Broken items, items that cannot be cleaned, and heat-resistant glass** go to "Items to be filled".



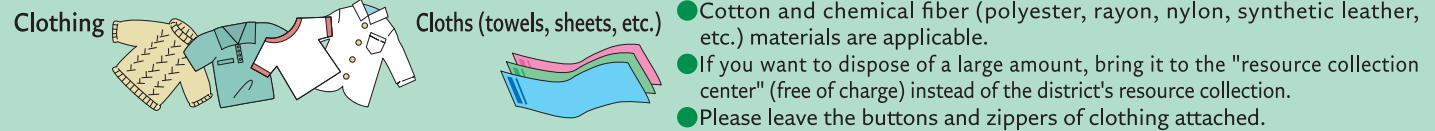
## Plastic containers (2 categories)

- ◆ Rinse clean.
- ◆ Dirty PET bottles/trays cannot be recycled (those that cannot be cleaned should be sent to "Burnable Garbage").



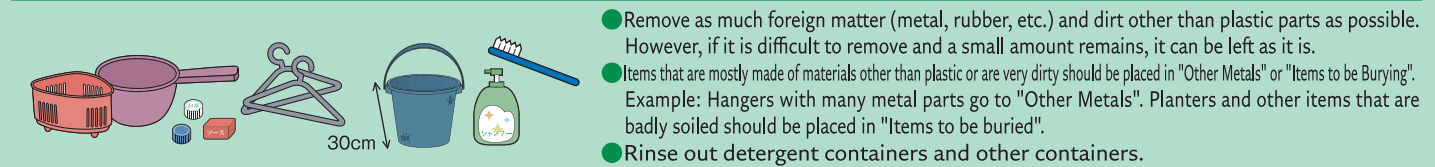
## Cloth

- ◆ Please put out clean and washed items.
- ◆ If the item is stained, torn, or smells badly, remove the metal parts and put it in the "burnable trash".
- ◆ Do not put out when it is likely to get wet, as it may not be reused when wet.



## Hard plastic

- ◆ Plastic products that are hard enough not to be crushed by hand.
- ◆ The longest side is 30 cm or less.
- ※ **Please dispose of items made mostly of materials other than plastic in the "Other metals" or "Items to be buried" section.**



## Self carry-in

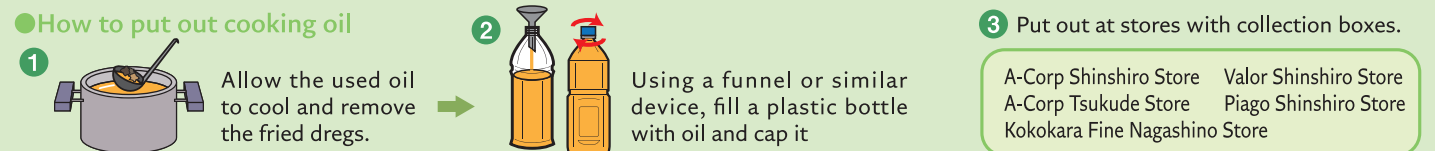
Please sort your own garbage before bringing it in.

Open dates and times for bring in (closed on Sundays, national holidays, and year-end and New Year's holidays) ※ [△] Only open from 9:00 a.m. to noon.

Bring in to	Mon	Tue	Wed	Thu	Fri	Sat	Sun	Open	Items	Fee
Resource accumulation center (next to the Clean Center)	○	○	○	○	○	△	×	9:00AM ~ 5:00PM	Resources	Free

## Cooking oil

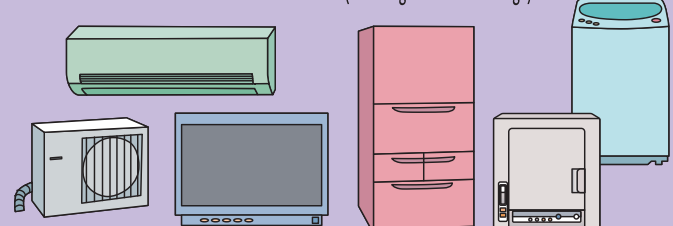
- ◆ **Vegetable oils** such as rapeseed oil, olive oil, sesame oil, etc. are applicable.
- ◆ Please fill in the PET bottles and place them in the collection box.



## Put out at stores with collection boxes. Disposal of products subject to the Home Appliance Recycling Law

The following home appliances are required to be recycled by manufacturers under the "Home Appliance Recycling Law." If you wish to dispose of them, you must purchase a home appliance recycling ticket.

※ Do not disassemble.  
Air conditioners and outdoor units Refrigerators and freezers (including cold & cool storage) Washer/Dryer Television



- ◆ Processing method (please use one of the following three methods)

- ① Ask an electronics store to pick up the product. Please ask when you replacing the unit.
  - ② Carry the waste to the designated collection point by yourself. Please refer to the separate booklet "Separation Guide for Resources and Waste, Part 2" for the location designated by the manufacturer. You need a "Home Appliance Recycling Coupon."
  - ③ Ask the Living Environment Division to dispose of the waste. (Self-carry or door-to-door collection) You need a "home appliance recycling ticket" and "bulky waste collection and disposal ticket."
- Home Appliance Recycling Coupons  
You can purchase a home appliance recycling ticket at a post office. For recycling fees, please refer to the separate booklet "Resource and Garbage Separation Guide, Part 2."
- Bulky waste collection and disposal tickets  
You can be purchased at designated sales locations in the city. Please refer to the separate booklet "Resource and Garbage Separation Guide No. 2" for the fees for oversize garbage collection and disposal tickets.

Home Appliance Recycling Coupons